

RENE2S



RENDAYACHTS



TIMELESS LINES, ADVANCED ENGINEERING.

Renda Yachts unites a timeless design philosophy with strong engineering to deliver a seamless balance of aesthetics, performance, and everyday usability. While each model preserves a consistent design language, it expresses its own character distinctly through its proportions, functionality, and the engineering mindset evident in every detail. With every project, Renda develops a design identity that strengthens brand integrity, retains its value over time, and sets a benchmark on an international scale.

We are proud to present the **REN62S**—offering enhanced comfort and functionality, while delivering a performance-focused experience through its technological infrastructure and engineering approach.

RENDAYACHTS



REN625

The new REN625 makes a bold statement at first glance, with its renewed design immediately capturing the eye. The fully integrated hardtop not only floods the interior with natural light, making the space feel more open and inviting, but also creates a stunningly sleek profile that excites the senses from any angle.

REN625 is not just about its striking design; it also stands out with enhanced equipment and features. Upgraded screens and superior sound systems offer better control, richer information, and more immersive entertainment, granting the user experience that is more intuitive, more engaging, and unmistakably higher quality.

REN625



REN625

REN625



Exterior.

For the **REN625** exterior layout, we revisited the concept with functionality at its core and expanded the idea of “usable space” on deck. The foredeck—one of the model’s signature living areas—has been designed to deliver a more spacious sunbathing zone, a more comfortable lounge arrangement, and higher ergonomics for entertaining guests.


As a result, **REN625** offers a balanced exterior experience where aesthetics, performance, and comfort meet on the same line—through a deck plan that makes the most of generous areas and refined detailing across the hull.

Down the yacht's body, details reinforcing the **REN625**'s sporty identity take the fore.

Sharp and flowing design lines not only accentuate the yacht's dynamic appeal but also convey its substantial scale from afar.

The carefully chosen carbon fiber accents contribute to an understated technical precision and high-end quality without excess, fostering a bold yet refined look.







The sporty details highlighted in the new **RENE625**' aft section sharpen the yacht's dynamic character even further. The side lines and the hardtop are now conceived as a single, seamless whole—strengthening the flowing silhouette while enhancing wind and noise control for a calmer, more refined cruising experience.

RENE625 preserves its striking stance while delivering a more serene, more exclusive, and more impressive experience at sea.

RENE625

RENE625

RENS2S



RENS2S



Alongside the fore and aft sunbathing areas, the added seating arrangement at the stern gives the deck a more functional and inviting layout. This new configuration delivers comfort that adapts to different needs throughout the day, makes entertaining easier, and allows freer movement on board.


While implementing these enhancements, the yacht's sporty lines and strong stance were preserved with the same understated simplicity, in pursuit of a cohesive design language.

On the exterior, JL Audio and Void sound systems deliver impeccable acoustics, while Garmin navigation equipment ensures safety and a superior journey experience. The Transformer Pasarella offers both functionality and elegance, while the deck shower and underwater lights make every moment on the water truly unique.

Wet Bar

REN625 wet bar is designed to support social moments on deck with a clean, functional, and contemporary layout. Concealed cooking and washing areas are revealed only when needed, preserving a calm and uncluttered appearance. Integrated ice buckets and smart internal organization allow seamless drink preparation and service, while the overall composition keeps the bar intuitive, efficient, and visually balanced within the open deck.

The wet bar features a Dekton Sirius worktop paired with a handcrafted stainless-steel sink and an induction-teppanyaki cooking surface. Ice production is supported by a Hoshizaki ice maker with enhanced hygiene technology, complemented by a Vitrifrigo stainless steel drawer refrigerator for beverages. Storage compartments include an antibacterial sliding waste system, while JL Audio Marine subwoofers integrated above the bar deliver a powerful and immersive outdoor sound experience. A 65" Samsung TV, concealed within a motorized TV lift system, completes the area by adding an elegant entertainment layer when required.





RENESES

RENESES



RENE25

Interior.

The RENE25 saloon is shaped by clean lines and carefully considered details, creating a welcoming setting for every moment on board.

A renewed glass-roof concept draws in daylight and amplifies the sense of space; after sunset, it becomes a quiet frame for the stars above.


With a generous 240×165 cm seating lounge, relaxing or hosting guests feels effortless. Paired with a 55" Samsung TV, turning the saloon into a cinema experience is remarkably simple—so you can enjoy your favorite scenes with the same calm comfort as the sea.

RENE25



Iconic Flos lighting completes the REN625's character, creating a sculptural accent in the saloon; combined with daylight, it reveals the space's depth and material quality even more clearly. In the evening, it sets a soft, balanced ambiance—bringing the living area into a calm yet striking atmosphere.

Enhancing everyday comfort, fast wireless charging turns technology into an effortless convenience. Simply place your phone down and let it charge; on the REN625, every detail is designed for a seamless rhythm of life on board.



REN625



REN625

Saloon



REN625



Galley

We redesigned the RENE25 galley to make you feel the comfort of home—even at sea. The double-door Samsung refrigerator simplifies everyday use, keeping the kitchen accessible and organized without disrupting the flow of the layout.

Our new storage solutions offer a more structured, solution-oriented experience, ensuring every item has its place. The Miele electric cooktop and extractor hood support both performance and quiet comfort while cooking; the Miele wine cooler and oven complete the galley experience, delivering an orderly, fluid, and enjoyable use at any hour of the day.



RENE25




Master Cabin

The **REN625** cabins are designed not only for rest, but to offer a calm, organized living space that adapts to each guest's habits. Personalized storage clarifies where everything belongs, keeping the cabin tidy and airy throughout the day.

Fast wireless charging completes comfort as an invisible detail in everyday use. It reduces the need for cables and lets you charge your devices effortlessly, always within reach.

Master Cabin







REN625

Master Head

Natural marble detailing gives the head a bold, timeless presence.

Comfort remains the priority—enhanced by personalized storage solutions and dedicated spaces tailored to your routine.



REN625



REN625



REN625

VIP Cabin



REN625

VIP Cabin



REN625

Guest Cabin



VIP Cabin.

The REN625 VIP Cabin combines comfort and timeless design in a refined language. Clean details create a calm atmosphere, with the 160×200 cm beds expressing comfort most clearly.

Guest Cabin.

The REN625 Guest Cabin continues the same approach with a balanced layout and clean detailing, creating a serene, composed atmosphere. Generous storage keeps everyday use organized, while the 50" Samsung TV makes it easy to unwind and personalize your moments of rest.


REN625



REN625



REN625



REN625

REN625



MEASUREMENTS / DIMENSIONS

Length Overall - 19.000 M / 62' 335"
Length W.L. - 17.772 M / 58' 31"
Breadth Moulded - 5.20 M / 17' 06"
Draught (Scatling) (BL) - 1.99 M / 6' 53"

OWNER & GUESTS

5 Persons, 3 Cabins

ENGINES

Volvo Penta IPS950 X 2

CONSTRUCTION MATERIAL

Aluminium


SERVICE SPEED

Up To 30 KN


CAPACITY

Diesel Oil - 2.000 L
Fresh Water - 1.000 L
Sewage - 1.000 L

TOP VIEW




MAIN DECK



LOWER DECK






White Extra Pearl U/C




Nardo Gray

Aluminium Gray



Jet Black



Midnight Blue



DESIGN ELEMENTS

EXTERIOR

- * JL Audio & Void sound systems
- * Garmin navigation equipment
- * Transformer Pasarella
- * Handheld deck shower
- * Underwater lights

WETBAR

- * Lift TV - Samsung 65 inch
- * Carbonfiber awning pole
- * Hoshizaki icemaker
- * Vitrifrigo fridge
- * Built-in ice box
- * Indu+ Teppanyaki 58 cooking plate
- * Sliding trash bin
- * Pop-up lights


INTERIOR

- * Bose home theater system
- * Samsung TV
- * Miele induction hob
- * Miele wine cooler
- * Miele microwave combination oven
- * Smeg dishwasher
- * Dornbracht faucets
- * Marble bathrooms
- * Wireless chargers
- * Somfy Motorised blinds
- * Convertable Salon Sofa to 240*165 cm additional bed.



RENDAYACHTS

www.rendayachts.com



RENE2S

RENDAYACHTS

www.rendayachts.com

